



## iQ4Bike base Operating instructions



---

## Imprint

iQ4Bike base operating instructions

WOW! Würth Online World GmbH

Schliffenstrasse Falkhof

74653 Künzelsau

These operating instructions have been issued by WOW! Würth Online World GmbH.

All rights, including translation rights, belong to the issuer. This document, including extracts thereof, must not be duplicated without written authorisation from the issuer.

Redaction date: 04/2010

© 2010 WOW! Würth Online World GmbH

---

**Table of contents**

<b>A</b>	<b>Safety Instructions.....</b>	<b>A-1</b>
1	General safety instructions.....	A-1
2	Safety instructions for iQ4Bike base .....	A-1
<b>B</b>	<b>Product description .....</b>	<b>B-1</b>
1	Intended use .....	B-1
2	Scope of delivery .....	B-1
3	Device description .....	B-2
<b>C</b>	<b>Installation and connection .....</b>	<b>C-1</b>
1	Installing iQ4Bike base.....	C-1
2	Using several iQ4Bike bases.....	C-2
3	Replacing an iQ4Bike base.....	C-4
4	Troubleshooting .....	C-5
<b>D</b>	<b>General information .....</b>	<b>D-1</b>
1	Care and maintenance.....	D-1
2	Technical data sheet.....	D-1
3	Disposal.....	D-2
4	International Offices .....	3

## **A Safety Instructions**

### **1 General safety instructions**



- iQ4Bike base is exclusively intended for use with a PC.
- The user must read the entire operating instructions carefully before using iQ4Bike base.
- All notes given in the individual sections of the operating instructions are in effect. On principle it is required to follow the undermentioned steps and guidelines.

The following points are merely an abridgement which shall not restrict all other safety precautions.

### **2 Safety instructions for iQ4Bike base**



In order to avoid incorrect handling or the destruction of iQ4Bike base, please note the following:

- Check connecting cables/accessories for damage at regular intervals (tool may be destroyed due to short circuiting).
- Protect the tool from liquids such as water, oil and petrol (not watertight).
- Protect the tool from hard impacts (do not drop).
- The tool may only be opened by engineers who are authorised by Hella WOW! .

---

## B Product description

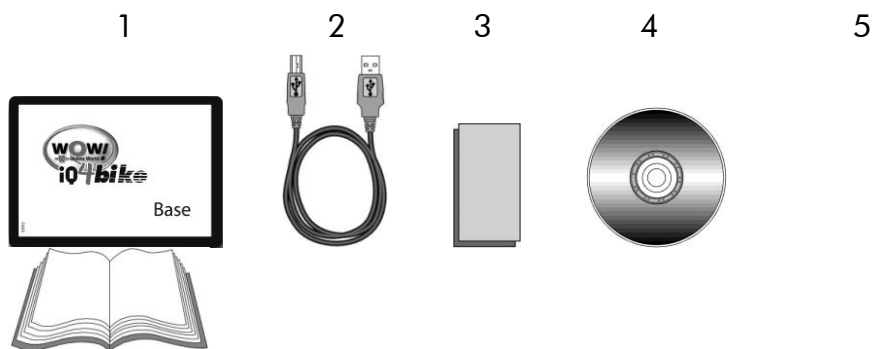
### 1 Intended use

IQ4Bike base is intended for use on the PC and is required to transfer information between the PC and the IQ4BIKE diagnostic tool. Items of data such as support inquiries, technical information retrievals and software updates are wirelessly transferred between the PC and the IQ4BIKE diagnostic tool. Thus, iQ4Bike represents the fixed cable connection, and increases the flexibility of the IQ4BIKE diagnostic tool.

IQ4Bike base can only be used in combination with a diagnostic tool from Hella WOW! , since this is the remote data communication station. Diagnostic tools from other manufacturers will not be supported.

### 2 Scope of delivery

#### 2.1 iQ4Bike base



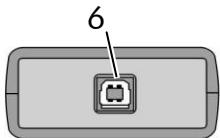
The scope of delivery includes:

	Designation	Quantity
1	iQ4Bike base	1
2	USB cable for USB connection to a PC	1
3	Velcro fastener for attaching the iQ4Bike base to the PC	1
4	Installation CD	1
5	Operating instructions	1

**3      Device description**

**3.1    iQ4Bike base**

iQ4Bike base is connected to a PC and communicates with the IQ4BIKE diagnostic tool.



iQ4Bike base - left front side

	Designation
6	USB connection for USB cable (2) for the USB port of the PC

---

## **C      Installation and connection**

### **1      Installing iQ4Bike base**

#### **1.1    Requirements**

- PC with USB connection
- PC with one of the following operating systems:
  - Windows 98 SE
  - Windows 2000 SP4
  - Windows XP
  - Windows Vista 32 Bit
  - Windows 7 32 Bit
- IQ4BIKE diagnostic tool with integrated remote station



#### **NOTE**

An iQ4Bike base must be present at the PC as a remote station for each IQ4BIKE diagnostic tool with integrated remote station.

#### **1.2    Performing the installation**

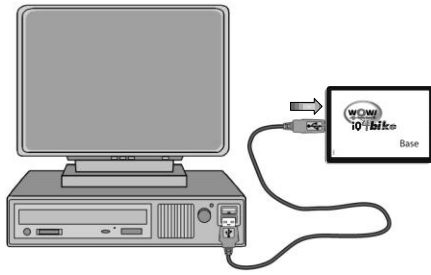
1. Install WOW! Portal or update the latest version.  
The software is available either on the supplied installation CD



#### **NOTE**

The iQ4Bike base drivers required for that are installed automatically during the installation of WOW! Portal.

2. Connect the USB cable (2) to the USB port of the PC and to iQ4Bike base (6).



3. Start WOW! Portal.  
iQ4Bike base is automatically detected by the WOW! Portal.
4. Configure the IQ4BIKE diagnostic tool for wireless data transmission as described in the tool manual.

## 2 Using several iQ4Bike bases

### 2.1 Requirements

- WOW! Portal started on the PC

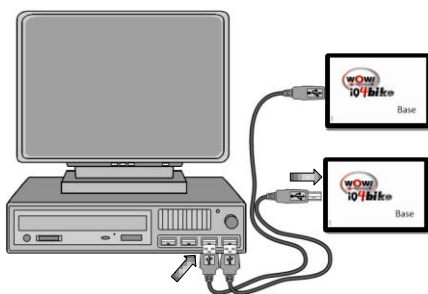


#### **NOTE**

If several iQ4Bike bases are being used, they must always be connected individually one after the other, and the relevant assignment from the IQ4BIKE diagnostic unit must be waited for.

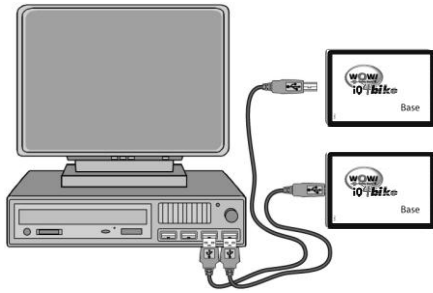
### 2.2 Performing the installation

1. To install the first iQ4Bike base, carry out steps 1-4 as described in section 1.2.
2. Connect the second USB cable to the second USB port of the PC and to second iQ4Bike base.

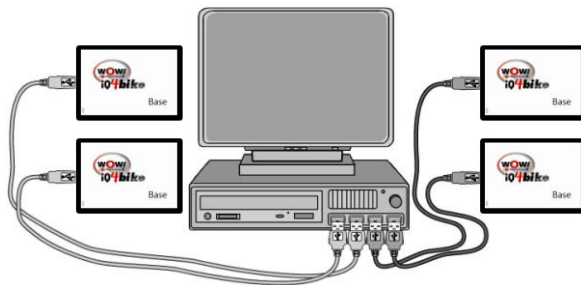




3. Disconnect the first installed iQ4Bike base from USB cable.



4. Wait until the second iq4bike tool has been connected to the second iQ4Bike base.
5. Repeat steps 2-4 for all additional iQ4Bike bases.
6. If all iQ4Bike bases have been installed at the PC and connected to the relevant iq4bike diagnostic tool, each iQ4Bike base that was previously disconnected must be re-connected using a USB cable.



All iQ4Bike bases have now been installed at the PC, connected to an iq4bike diagnostic tool and can exchange information with the PC.

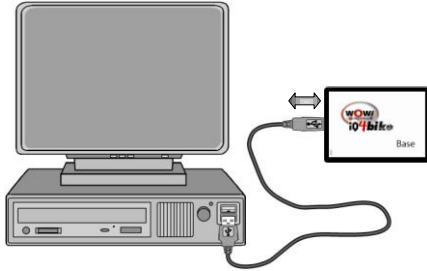
### **3 Replacing an iQ4Bike base**

#### **3.1 Requirements**

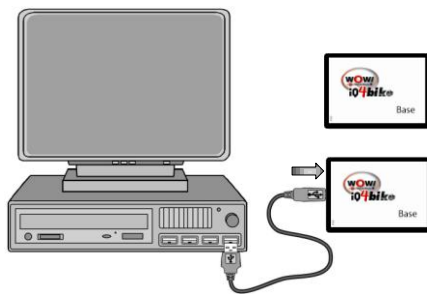
- WOW! Portal started on the PC

#### **3.2 Carrying out an iQ4Bike base replacement**

1. Disconnect iQ4Bike base from USB port.



2. Connect a new iQ4Bike base to the USB cable.



The iQ4Bike base is automatically detected by the WOW! Portal.

3. Configure the IQ4BIKE diagnostic tool for wireless data transmission as described in the tool manual.

## 4 Troubleshooting

The following list shall help you to solve minor problems yourself. Select the relevant problem description and check and perform the steps listed under **Solution** in sequence until the problem is solved.

Problem	Cause	Solution
iQ4Bike base not being detected by PC.	• USB cable not connected.	• Connect the USB cable to PC and iQ4Bike base.
	• Faulty USB cable.	• Replace the USB cable.
	• USB port blocked at the PC.	• Activate the USB port.
Windows Control Panel device manager displaying a device with a yellow exclamation mark or a red triangle.	• Driver defective or incorrectly installed.	• Re-install the driver, allowing the system to look for the driver itself.
Communication with IQ4BIKE diagnostic tool not being established.	• IQ4BIKE diagnostic tool programme no longer reacting.	• Restart the IQ4BIKE diagnostic tool.
	• Defective iQ4Bike base.	• Replace iQ4Bike base.

---

## **D General information**

### **1 Care and maintenance**

Like any electronic tool, iQ4Bike base must also be handled with care. For this reason, please pay attention to the following:

- Always check all cables/accessories for damage before use.
- Always use original spare parts.

### **2 Technical data sheet**

iQ4Bike base technical data	
Power supply	5 V (via USB connection)
Range	indoor: 3...10 m outdoor: max. 50 m
Data transfer rate	3 Mbps
Frequency band	2,4 GHz
Interface type	USB
Operating temperature min./max.	0 °C / 60 °C
Required operating system	Microsoft Windows 98 SE/2000 (SP4) /ME/XP, Microsoft Windows Vista 32 Bit, Windows 7 32 Bit
Required software	WOW! Portal

### 3 Disposal

According to directive 2002/96/EC of the European Parliament and the Council of 27 January 2003 concerning used electrical and electronic equipment and the national law concerning the bringing into circulation, taking back and environmentally friendly disposal of electrical and electronic equipment (Electrical and Electronic Equipment Act - ElektroG) of 16 March 2005, we undertake to take back this tool, which we brought into circulation after 13 August 2005, at the end of its service life and dispose it in accordance with the above-mentioned directives.

Since this tool is for commercial use only (B2B), it may not be handed in to public/legal disposal companies that are subject to public law.

Subject to the provision of the date of purchase and the tool number, this tool can be disposed of by:

WOW! Würth Online World GmbH

Schliffenstrasse Falkhof

74653 Künzelsau

Tel.: +49 (07940) 15-1770

## 4 International Offices

### GERMANY

WOW! Würth Online World GmbH  
Schliffenstraße Falkhof  
74653 Künzelsau  
☎ +49 (0) 7940/15-1770  
☎ +49 (0) 7940/15-3299  
**Kfz-Technik-Hotline:**  
☎ 0180 / 5005078  
e-Mail: [info@wow-portal.com](mailto:info@wow-portal.com)  
<http://www.wow-portal.com>

### AUSTRIA

Würth Handelsgesellschaft m.b.H.  
Würth Straße 1  
3071 Böheimkirchen  
AUSTRIA  
☎ +43 5 08242 0  
☎ +43 5 08242 5 33 33  
e-Mail: [info@wuerth.at](mailto:info@wuerth.at)  
<http://www.wuerth.at>

### BELGIUM

Würth België N.V.  
Everdongenlaan 29  
2300 Turnhout  
☎ +32 14 445 566  
☎ +32 14 445 567  
e-Mail: [info@wurth.be](mailto:info@wurth.be)  
<http://www.wurth.be>

### BOSNIA AND HERZEGOVINA

WURTH BH d.o.o.  
Binjezevo bb  
71240 Hadzici, BiH  
☎ +387 33 775 000  
☎ +387 33 775 019  
e-Mail: [info@wurth.ba](mailto:info@wurth.ba)  
<http://www.wurth.ba>

### BULGARIA

Würth Bulgarien EOOD  
Mladost 4  
Business Park Sofia 1  
1715 Sofia  
☎ +359 2 965 99 55  
☎ +359 2 965 99 66  
e-Mail: [office@wuerth.bg](mailto:office@wuerth.bg)  
<http://www.wuerth.bg>

### CROATIA

Würth-Hrvatska d.o.o.  
Franje Lucica 23/III  
10000 Zagreb  
CROATIA  
☎ +385 1 349 87 84  
☎ +385 1 349 87 83  
e-Mail:  
[wurth.hrvatska@wuerth.com.hr](mailto:wurth.hrvatska@wuerth.com.hr)  
<http://www.wuerth.com.hr>

### CYPRUS

Würth Cyprus Ltd.  
4, Vitona Str.  
2033 Strovolos Industrial Estate  
2083 Lefkosia  
☎ +357 22 512 086  
☎ +357 22 512 091  
e-Mail: [wuerthcy@cytanet.com.cy](mailto:wuerthcy@cytanet.com.cy)

### CZECH REPUBLIK

Würth, spol. s r.o.  
Prumyslová zóna  
Neprevázka 137  
29301 Mladá Boleslav  
☎ +420 326 345 111  
☎ +420 326 345 119  
e-Mail: [info@wuerth.cz](mailto:info@wuerth.cz)  
<http://www.wuerth.cz>

### DENMARK

Würth Danmark A/S  
Montagevej 6  
DK-6000 Kolding  
☎ +45 79 323 232  
☎ +45 79 323 242  
e-Mail: [mail@wuerth.dk](mailto:mail@wuerth.dk)  
<http://www.wuerth.dk>

### FRANCE

Würth France SA  
Z.I. Ouest  
Rue Georges Besse - BP 13  
67158 Erstein Cedex  
☎ +33 3 88 645 300  
☎ +33 3 88 64 60 94  
<http://www.wurth.fr>

### Assistance technique WOW!

☎ +33 3 88 64 54 42  
du lundi au vendredi  
de 8h00 à 12h00 et  
de 13h30 à 17h00

### GREAT BRITAIN

Würth U.K. Ltd.  
1 Centurion Way  
Erith  
Kent DA 18 4 AE  
☎ +44 208 319 60 00  
☎ +44 208 319 64 00  
e-Mail: [info@wurth.co.uk](mailto:info@wurth.co.uk)  
<http://www.wurth.co.uk>

### GREECE

Würth Hellas S.A.  
23rd Klm. National Road  
Athens-Lamia  
145 68 Krioneri  
☎ +30 210 6 290 800  
☎ +30 210 8 161 691  
e-Mail: [info@wurth.gr](mailto:info@wurth.gr)  
<http://www.wurth.gr>

### HUNGARY

Würth Szerelőtechnika KFT  
Gyár utca 2  
2040 Budaörs  
☎ +36 23 418 130  
☎ +36 23 421 777  
e-Mail: [wuerth@wuerth.hu](mailto:wuerth@wuerth.hu)  
<http://www.wuerth.hu>

### IRELAND

Würth Ireland Ltd.  
Monaclooe Industrial Estate  
Ballysimon Road  
Limerick  
☎ +353 61 430 200  
☎ +353 61 412 428  
e-Mail: [cs@wuerth.ie](mailto:cs@wuerth.ie)  
<http://www.wuerth.ie>

### ISRAEL

Würth Israel Ltd.  
Hatothen 2  
Zone 34  
Caesarea Industrial Park  
P.O. Box 3585  
☎ +972 4 632 88 00  
☎ +972 4 627 09 99  
e-Mail: [wurth@wurth.co.il](mailto:wurth@wurth.co.il)  
<http://www.wurth.co.il>

### ITALY

Würth S.r.l.  
Bahnhofstraße 51  
39044 Neumarkt (BZ)  
☎ +39 0471 828 111  
☎ +39 0471 828 600  
e-Mail: [vendite@wuerth.it](mailto:vendite@wuerth.it)  
<http://www.wuerth.it>

### Assistenza WOW!

☎ +39 0471 827 789

### MACEDONIA

Würth - Macedonia d.o.o.e.l.  
ul. Prvomajska b.b.  
1000 Skopje  
☎ +389 2 272 80 80  
☎ +389 2 272 88 72  
e-Mail: [contact@wurth.com.mk](mailto:contact@wurth.com.mk)  
<http://www.wurth.com.mk>

### NETHERLANDS

Würth Nederland B.V.  
Het Sterrenbeeld 35  
5215 MK 's-Hertogenbosch  
Postbus 344  
5201 AH 's-Hertogenbosch  
☎ +31 73 6 291 911  
☎ +31 73 6 291 922  
e-Mail: [info@wurth.nl](mailto:info@wurth.nl)  
<http://www.wurth.nl>

### NORWAY

Würth Norge AS  
Morteveien 12,  
Gjellerasen Naeringspark  
1481 Hagan  
☎ +47 464 01 500  
☎ +47 464 01 501  
e-Mail: [kontakt@wuerth.no](mailto:kontakt@wuerth.no)  
<http://www.wuerth.no>

### POLAND

Würth Polska Sp. z o.o.  
u. Plochocinska 33  
03-044 Warszawa  
☎ +48 22 5 102 000  
☎ +48 22 5 102 001  
e-Mail: [biuro@wurth.pl](mailto:biuro@wurth.pl)  
<http://www.wurth.pl>

### PORTUGAL

Würth Técnica de Montagem Lda.  
Estrada Nacional, 249-4  
Abrunheira  
2710-089 Sintra  
PORTUGAL  
☎ +351 219 157 200  
☎ +351 219 151 331  
E-Mail: [info@wurth.pt](mailto:info@wurth.pt)  
<http://www.wurth.pt>

### SERBIA

Würth d.o.o.  
Pancevacki put 38  
11210 Krnjaca - Beograd  
☎ +381 11 2 078 200  
☎ +381 11 2 078 225  
e-Mail: [office@wurth.co.yu](mailto:office@wurth.co.yu)  
<http://www.wurth.co.yu>

### SLOVAKIA

Würth s.r.o.  
Pribylinská ul. c. 2  
83255 Bratislava 3  
☎ +421 2 49 201 211  
☎ +421 2 49 201 299  
e-Mail: [wurth@wurth.sk](mailto:wurth@wurth.sk)  
<http://www.wurth.sk>

### SWITZERLAND

Würth AG  
Dornwydenweg 11  
4144 Arlesheim  
☎ +41 61 705 91 11  
☎ +41 61 705 94 94  
e-Mail: [info@wuerth-ag.ch](mailto:info@wuerth-ag.ch)  
<http://www.wuerth-ag.ch>

### SOUTH AFRICA

Würth South Africa (Pty.) Ltd.  
P.O. Box 616  
Isando 1600  
Johannesburg  
☎ +27 11 281 1000  
☎ +27 11 974 6169  
e-Mail: [wurthsa@wurth.co.za](mailto:wurthsa@wurth.co.za)  
<http://www.wurth.co.za>

### TURKEY

Würth Sanayi Ürünleri Tic. Ltd. Sti.  
Eski Silivri Caddesi No. 46  
34535 Mimarşinan  
Büyükcemece  
☎ +90 212 866 6200  
☎ +90 212 866 84 85  
e-Mail: [info@wurth.com.tr](mailto:info@wurth.com.tr)  
<http://www.wurth.com.tr>